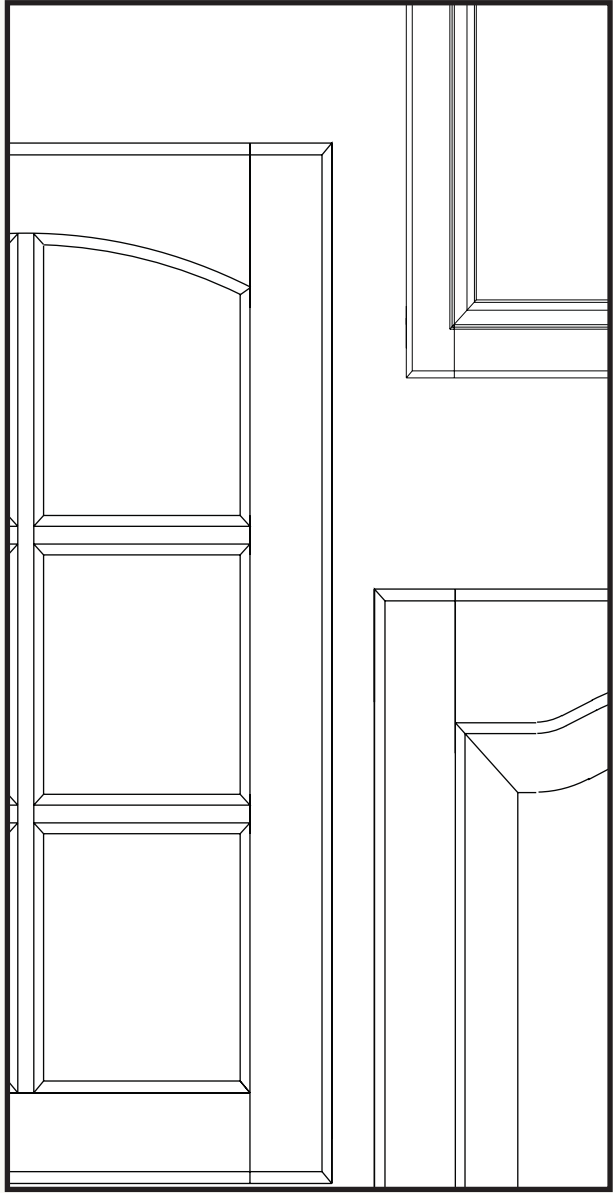


# M A R T I N



# WOOD PRODUCTS

## 2006 CABINET DOOR CATALOG

w w w . m c w c u s t o m d o o r s . c o m

M . C . W . C u s t o m D o o r s

division of Martin Wood Products, Inc.

680 Bald Hill Loop - Madison, North Carolina 27025 - 336.548.3470 - FAX 336.548.3471



## *Welcome*

*I would like to take this opportunity to personally thank you for your business. It gives me great pride to know that our company can be of assistance to others. We sincerely appreciate each customer.*

*We have been manufacturing kitchen cabinet doors since 1994. Our main goal is to make sure you experience with us is a pleasant one. This starts by listening to your needs and following through with our commitments, although we can not meet every need, we will strive to come to a medium that is acceptable.*

*Experiencing a slow and steady growth has allowed us to maintain quality while keeping cost competitive. Each product is manufactured to a level of excellence that you will be proud of for years to come. We offer a wide variety of solid wood, veneer and composite cabinet doors as well as standard cabinet moldings and accessories. From the largest order to the smallest, our commitment to you is assured. We will continue to add to our product line to help meet your needs and please don't hesitate to ask about products not displayed in our catalog.*


*The coming years show great promise. As we continue to grow, we will maintain our commitment to excellence. Grow with us and I think you will see how we can help make your time more profitable.*

*Sincerely,*

*Eddie Martin  
Owner*


*Table of Contents*

Introduction - <i>Welcome</i>	2
Traditional Raised Panel Door	4-6
Square, Parallel, Cathedral, Oval, Country French, Modern French French Panel	
Neo Classic, Classic Crown Beaded Square, Beaded Cathedral	
Flat Panel Door Designs	7-9
Classic Flat, Beaded Flat, Oval, Country French, Modern French French, Neo Classic, Cathedral, Flat Parallel	
Shaker Door Styles	10
Shaker, Parallel, Shaker Tee, Glass Bead, Shaker Bead	
Glass Frame and Mullion Door Designs	11
Classic Glass, Oval Glass, Quarter Pane Six Pane, Glass Bead Mullion, Oval Glass Mullion	
Applied Moulding Doors	12
Pantry Panel Doors	13
Wainscoting and End Panels	14
Door and Drawer Front Designs	15
One Piece, Five Piece	
Door Edge Profiles	16
Door Panel Profiles	17
Door Style & Rail Options	17
Hinges (Options)	18
Order Forms	19-20
Notes	21-22
F.A.Q.	23
MDF Doors	Call
Dovetail Drawer Boxes	Call
Mouldings - custom and standard	Call



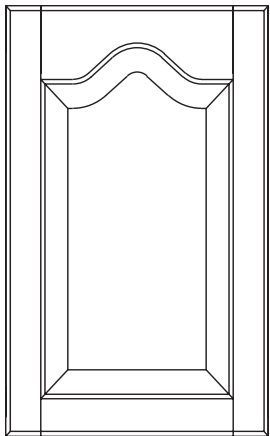
**SQUARE RAISED PANEL**

STYLE NO.: 100  
TYPE: 5 PCS. DOOR  
STILE & RAIL: 3/4"  
PANEL: 5/8"



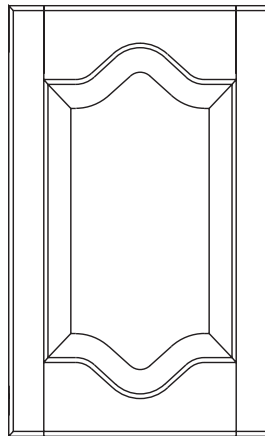
**PARALLEL RAISED PANEL**

STYLE NO.: 150  
TYPE: 5 PCS. DOOR  
STILES & RAIL: 3/4"  
PANEL: 5/8"



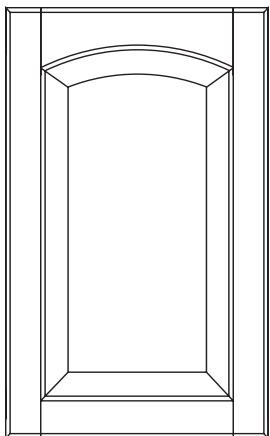
**CLASSIC CROWN**

STYLE NO.: 200  
TYPE: 5 PCS. DOOR  
STILE & RAIL: 3/4"  
PANEL: 5/8"



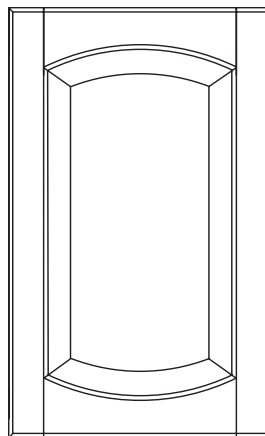
**DBL. CLASSIC CROWN**

STYLE NO.: 250  
TYPE: 5 PCS. DOOR  
STILE & RAIL: 3/4"  
PANEL: 5/8"



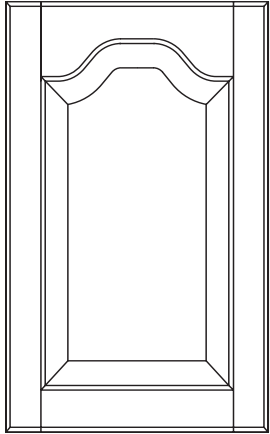
**OVAL RAISED PANEL**

STYLE NO.: 300  
TYPE: 5 PCS. DOOR  
STILE & RAIL: 3/4"  
PANEL: 5/8"



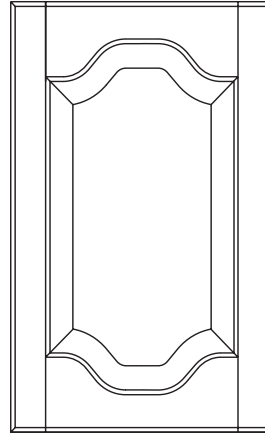
**DOUBLE OVAL PANEL**

STYLE NO.: 350  
TYPE: 5 PCS. DOOR  
STILE & RAIL: 3/4"  
PANEL: 5/8"




**COUNTRY FRENCH**

STYLE NO.: 400  
TYPE: 5 PCS. DOOR  
STILE & RAIL: 3/4"  
PANEL: 5/8"



**DBL. COUNTRY FRENCH**

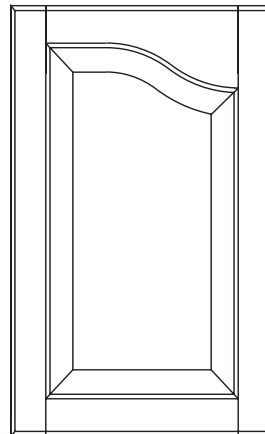
STYLE NO.: 450  
TYPE: 5 PCS. DOOR  
STILE & RAIL: 3/4"  
PANEL: 5/8"



**MODERN FRENCH - LT**

STYLE NO.: 500  
TYPE: 5 PCS. DOOR  
STILE & RAIL: 3/4"  
PANEL: 5/8"

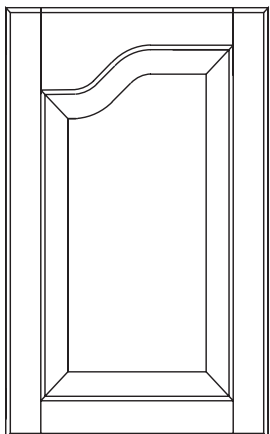
**NOTE:** THESE DOORS MUST BE ORDERED IN EITHER LEFT OR RIGHT



**MODERN FRENCH - RT**

STYLE NO.: 501  
TYPE: 5 PCS. DOOR  
STILE & RAIL: 3/4"  
PANEL: 5/8"

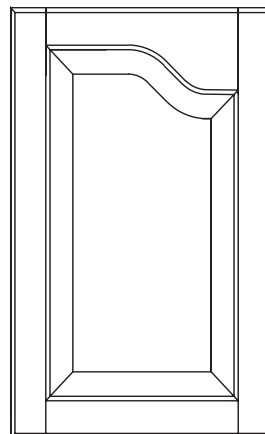
**NOTE:** THESE DOORS MUST BE ORDERED IN EITHER LEFT OR RIGHT



**FRENCH PANEL - LT**

STYLE NO.: 600  
TYPE: 5 PCS. DOOR  
STILE & RAIL: 3/4"  
PANEL: 5/8"

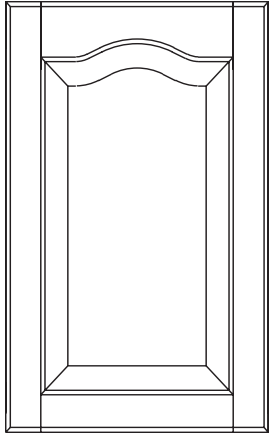
**NOTE:** THESE DOORS MUST BE ORDERED IN EITHER LEFT OR RIGHT



**FRENCH PANEL - RT**

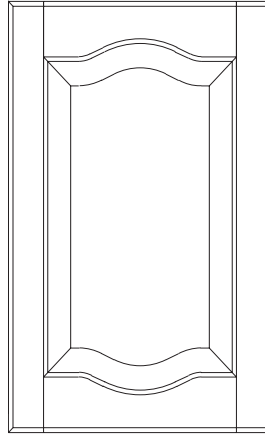
STYLE NO.: 601  
TYPE: 5 PCS. DOOR  
STILE & RAIL: 3/4"  
PANEL: 5/8"

**NOTE:** THESE DOORS MUST BE ORDERED IN EITHER LEFT OR RIGHT



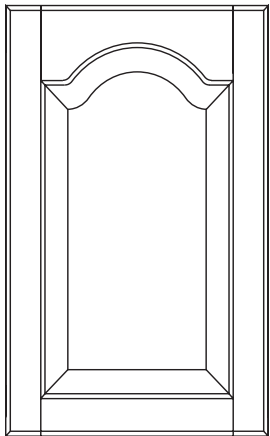
**NEO CLASSIC**

STYLE NO.: 700  
TYPE: 5 PCS. DOOR  
STILE & RAIL: 3/4"  
PANEL: 5/8"



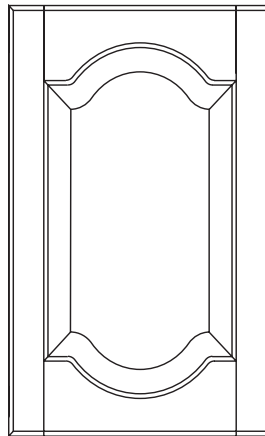
**DBL. NEO CLASSIC**

STYLE NO.: 750  
TYPE: 5 PCS. DOOR  
STILE & RAIL: 3/4"  
PANEL: 5/8"




**CATHEDRAL RAISED PANEL**

STYLE NO.: 800  
TYPE: 5 PCS. DOOR  
STILE & RAIL: 3/4"  
PANEL: 5/8"



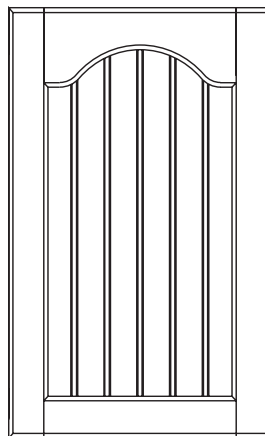
**DBL. CATHEDRAL PANEL**

STYLE NO.: 850  
TYPE: 5 PCS. DOOR  
STILE & RAIL: 3/4"  
PANEL: 5/8"



**BEADED SQUARE**


STYLE NO.: 100  
TYPE: 5 PCS. DOOR  
STILE & RAIL: 3/4"  
PANEL: 3/8" SOLID



**BEADED CATHEDRAL**


STYLE NO.: 800  
TYPE: 5 PCS. DOOR  
STILE & RAIL: 3/4"  
PANEL: 3/8" SOLID

FLAT PANEL DOORS



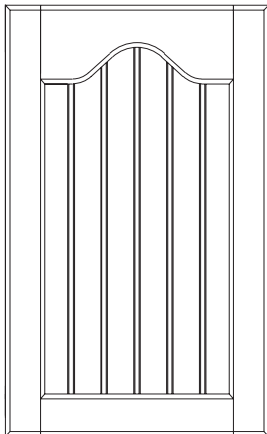
**Classic Flat Panel**

STYLE NO.: 100  
TYPE: 5 PCS. DOOR  
STILE & RAIL: 3/4"  
PANEL: 3/8" SOLID WOOD



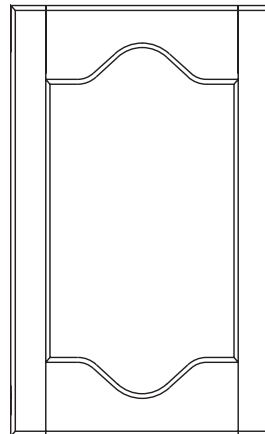
**Beaded Flat**

STYLE NO.: 100  
TYPE: 5 PCS. DOOR  
STILES & RAIL: 3/4"  
PANEL: 1/4" VENEER




**CATHEDRAL BEADED**

STYLE NO.: 200  
TYPE: 5 PCS. DOOR  
STILE & RAIL: 3/4"  
PANEL: 1/4" VENEER




**DBL. CATHEDRAL FLAT**

STYLE NO.: 250  
TYPE: 5 PCS. DOOR  
STILE & RAIL: 3/4"  
PANEL: 1/4" VENEER




**OVAL FLAT PANEL**

STYLE NO.: 300  
TYPE: 5 PCS. DOOR  
STILE & RAIL: 3/4"  
PANEL: 1/4" VENEER




**DBL. OVAL FLAT PANEL**

STYLE NO.: 350  
TYPE: 5 PCS. DOOR  
STILE & RAIL: 3/4"  
PANEL: 1/4" VENEER




**COUNTRY FRENCH FLAT**

STYLE No.: 400  
TYPE: 5 PCS. DOOR  
STILE & RAIL: 3/4"  
PANEL: 1/4" VENEER



**DBL. FLAT COUNTRY FRENCH**

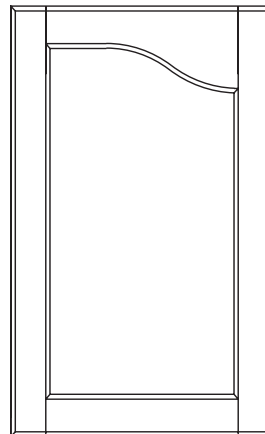
STYLE No.: 450  
TYPE: 5 PCS. DOOR  
STILES & RAIL: 3/4"  
PANEL: 1/4" VENEER



**MODERN FRENCH FLAT - LT.**

STYLE No.: 500  
TYPE: 5 PCS. DOOR  
STILE & RAIL: 3/4"  
PANEL: 1/4" VENEER

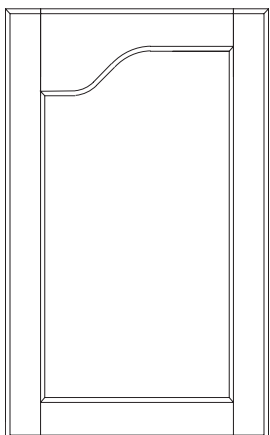
**NOTE:** THESE DOORS MUST BE ORDERED IN EITHER LEFT OR RIGHT



**MODERN FRENCH FLAT - RT.**

STYLE No.: 501  
TYPE: 5 PCS. DOOR  
STILE & RAIL: 3/4"  
PANEL: 1/4" VENEER

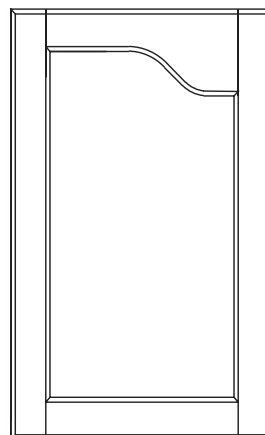
**NOTE:** THESE DOORS MUST BE ORDERED IN EITHER LEFT OR RIGHT



**FRENCH FLAT - LT**

STYLE No.: 600  
TYPE: 5 PCS. DOOR  
STILE & RAIL: 3/4"  
PANEL: 1/4" VENEER

**NOTE:** THESE DOORS MUST BE ORDERED IN EITHER LEFT OR RIGHT




**FRENCH FLAT - RT**

STYLE No.: 601  
TYPE: 5 PCS. DOOR  
STILE & RAIL: 3/4"  
PANEL: 1/4" VENEER

**NOTE:** THESE DOORS MUST BE ORDERED IN EITHER LEFT OR RIGHT




FLAT PANEL DOORS



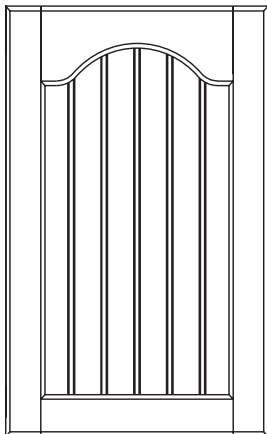
NEO CLASSIC

STYLE NO.: 700  
TYPE: 5 PCS. DOOR  
STILE & RAIL: 3/4"  
PANEL: 3/8" SOLID WOOD



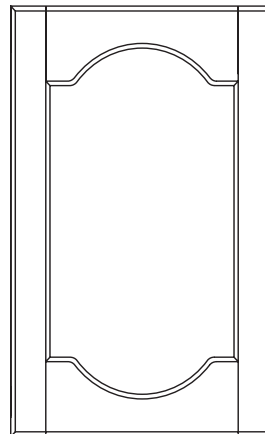
DBL. NEO CLASSIC

STYLE NO.: 750  
TYPE: 5 PCS. DOOR  
STILES & RAIL: 3/4"  
PANEL: 1/4" VENEER




BEADED CATHEDRAL

STYLE NO.: 800  
TYPE: 5 PCS. DOOR  
STILE & RAIL: 3/4"  
PANEL: 1/4" VENEER



DBL. FLAT CATHEDRAL


STYLE NO.: 850  
TYPE: 5 PCS. DOOR  
STILE & RAIL: 3/4"  
PANEL: 1/4" VENEER



FLAT PARALLEL PANEL


STYLE NO.: 150  
TYPE: 5 PCS. DOOR  
STILE & RAIL: 3/4"  
PANEL: 1/4" VENEER

**SHAKER PANEL DOORS**



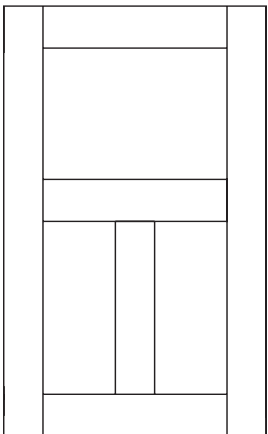
**SHAKER PANEL**

STYLE NO.: 100  
TYPE: 5 PCS. DOOR  
STILE & RAIL: 3/4"  
PANEL: 1/4" VENEER



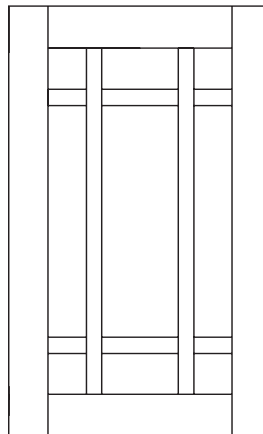
**PARALLEL**

STYLE NO.: 150  
TYPE: 5 PCS. DOOR  
STILES & RAIL: 3/4"  
PANEL: 1/4" VENEER



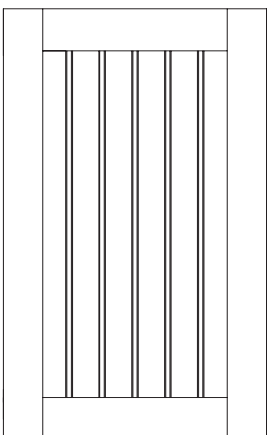
**SHAKER TEE**

STYLE NO.: 175  
TYPE: 5 PCS. DOOR  
STILE & RAIL: 3/4"  
PANEL: 1/4" VENEER



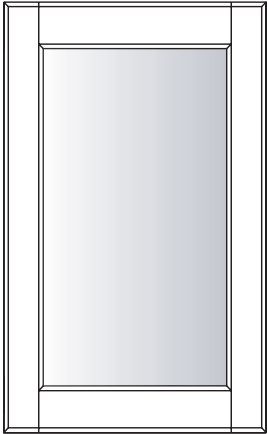
**GLASS BEAD**

STYLE NO.: 100  
TYPE: 5 PCS. DOOR  
STILE & RAIL: 3/4"  
PANEL: 1/4" GLASS



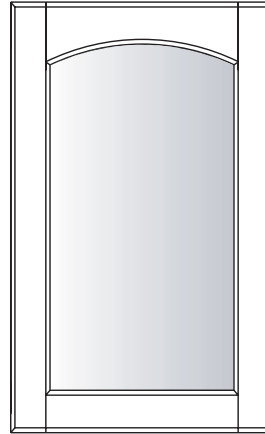
**SHAKER BEAD**

STYLE NO.: 100  
TYPE: 5 PCS. DOOR  
STILE & RAIL: 3/4"  
PANEL: 1/4" VENEER



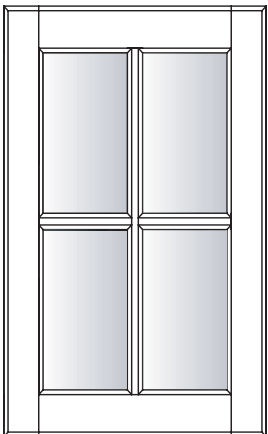
**CLASSIC GLASS**

STYLE NO.: 100  
TYPE: 5 PCS. DOOR  
STILE & RAIL: 3/4"  
GLASS: 1/8



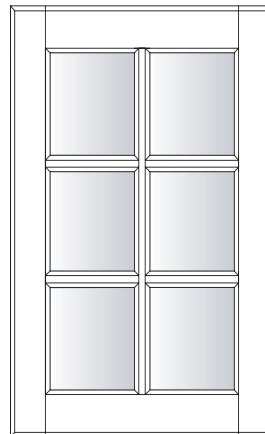
**OVAL GLASS**

STYLE NO.: 300  
TYPE: 5 PCS. DOOR  
STILE & RAIL: 3/4"  
GLASS: 1/8




**QUARTER PANE**

STYLE NO.: 100  
TYPE: 5 PCS. DOOR  
STILE & RAIL: 3/4"  
GLASS: 1/8



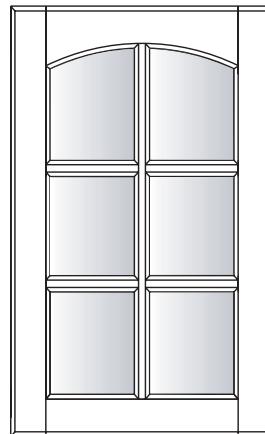
**SIX PANE**

STYLE NO.: 100  
TYPE: 5 PCS. DOOR  
STILE & RAIL: 3/4"  
GLASS: 1/8



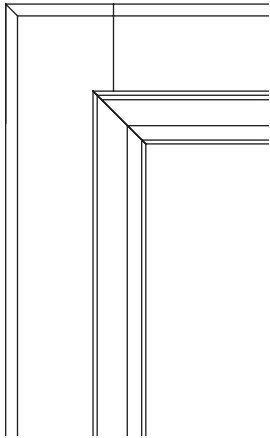
**GLASS BEAD MULLION**

STYLE NO.: 100  
TYPE: 5 PCS. DOOR  
STILE & RAIL: 3/4"  
GLASS: 1/8



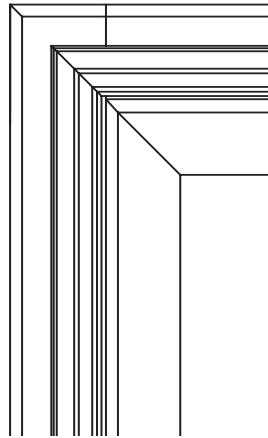
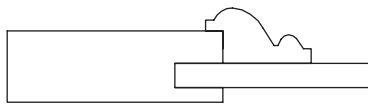
**OVAL GLASS MULLION**

STYLE NO.: 300  
TYPE: 5 PCS. DOOR  
STILE & RAIL: 3/4"  
GLASS: 1/8



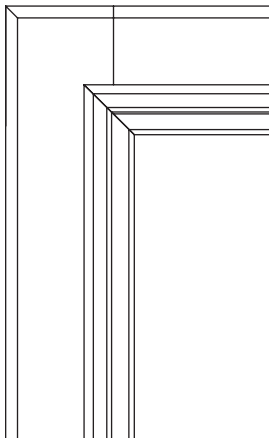
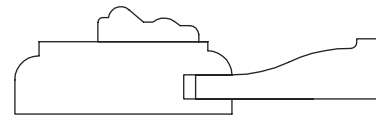
**APPLIED MOULDING #1**

STYLE No.: 100  
TYPE: 5 PCS. DOOR  
STILE & RAIL: 3/4"  
PANEL: 1/4" VENEER



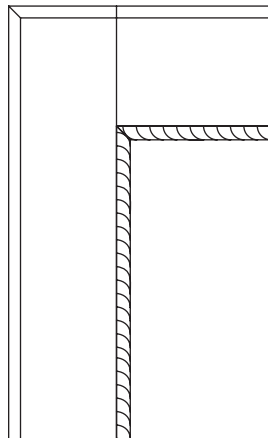
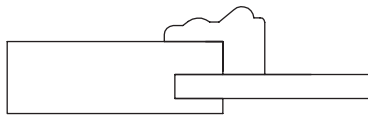
**APPLIED MOULDING #2**

STYLE No.: 100  
TYPE: 5 PCS. DOOR  
STILES & RAIL: 3/4"  
PANEL: 1/4" VENEER




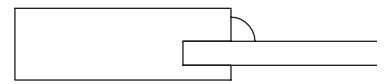
**APPLIED MOULDING #3**

STYLE No.: 100  
TYPE: 5 PCS. DOOR  
STILE & RAIL: 3/4"  
PANEL: 1/4" VENEER



**APPLIED MOULDING #4**

STYLE No.: 100  
TYPE: 5 PCS. DOOR  
STILE & RAIL: 3/4"  
PANEL: 1/4" VENEER

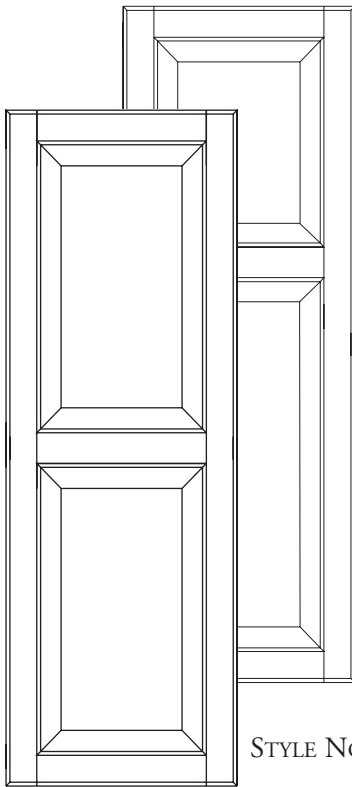


**APPLIED MOULDING - CUSTOM**

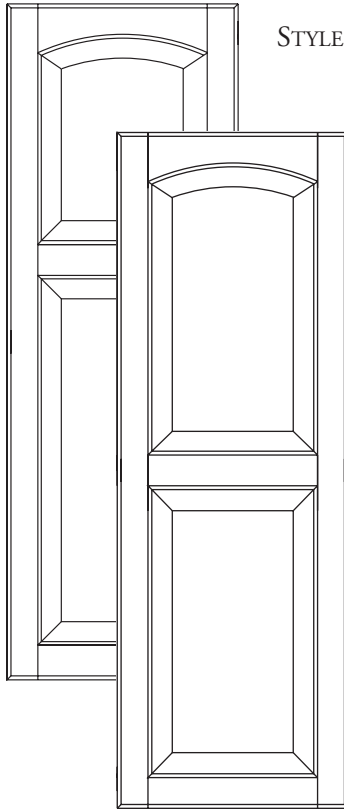
STYLE No.: 100  
TYPE: 5 PCS. DOOR  
STILE & RAIL: 3/4"  
PANEL: 1/4" VENEER

DOOR PANEL DESIGNS

STYLE NO.: 113



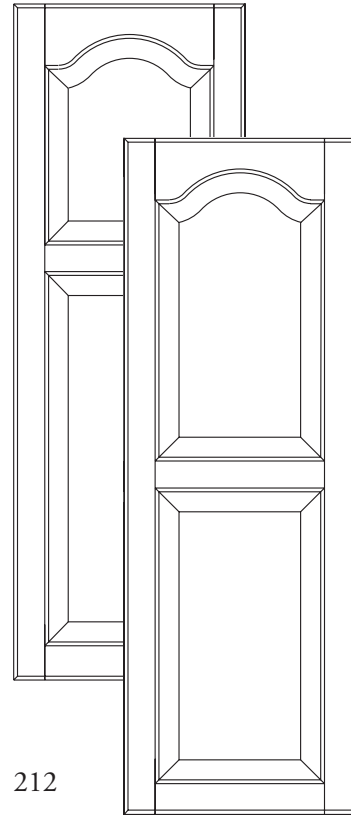
STYLE NO.: 112



STYLE NO.: 313

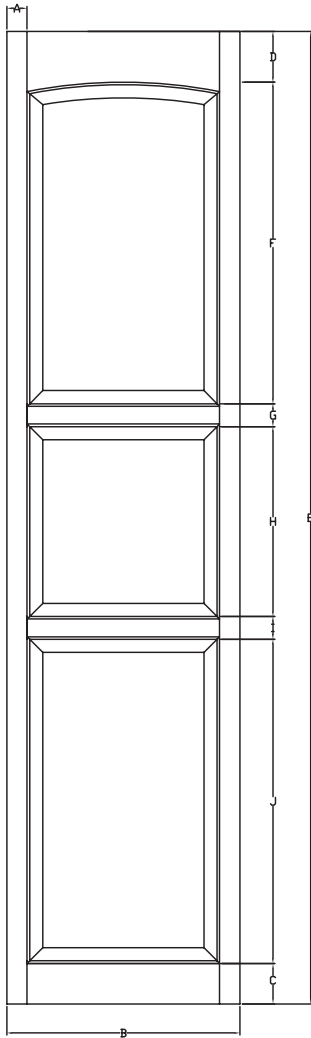
STYLE NO.: 312

STYLE NO.: 213

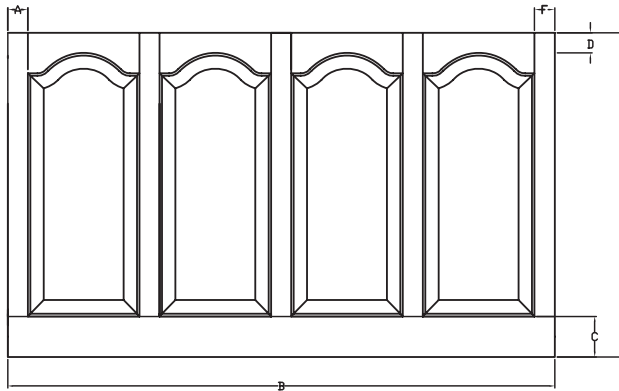
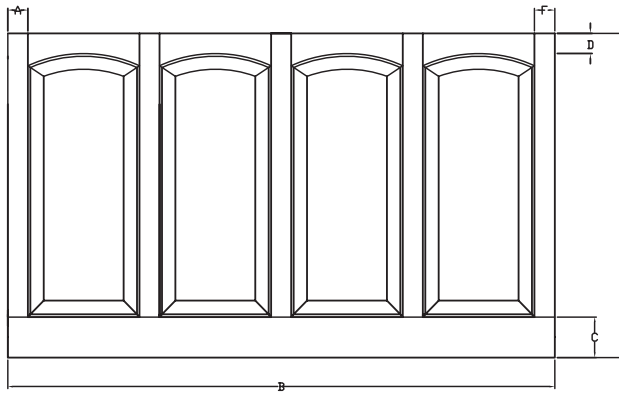
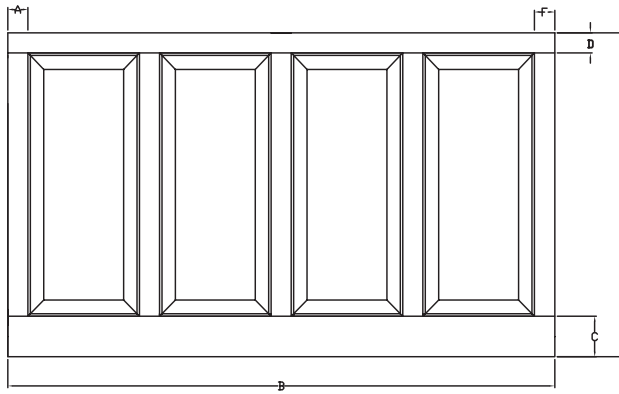


STYLE NO.: 212

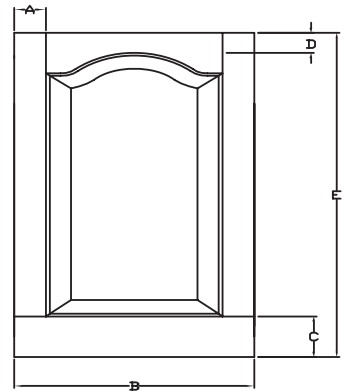
**APPLIANCE PANELS**

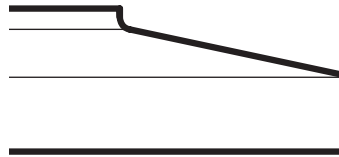



**WAINSCOTTING**

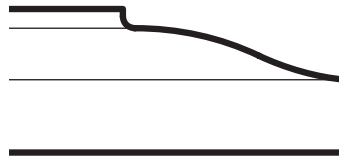



**END PANELS**

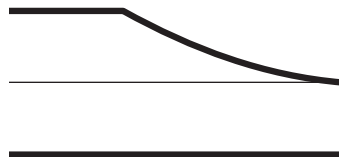







STYLE No.: 920



STYLE No.: 930



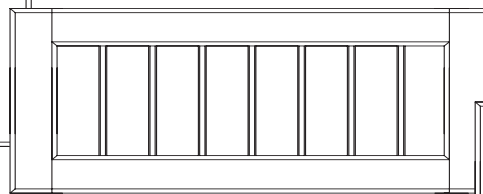

STYLE No.: 910



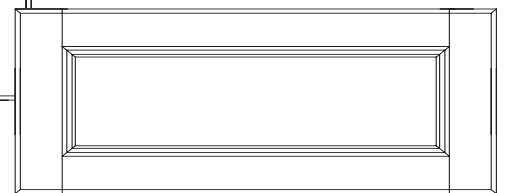
STYLE No.: 400

STYLE No.: 950

5 - PIECE DRAWER FRONTS

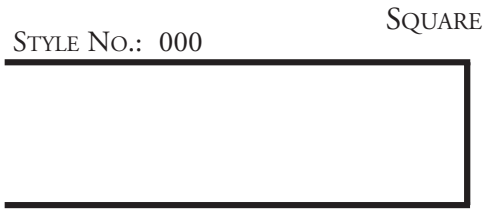
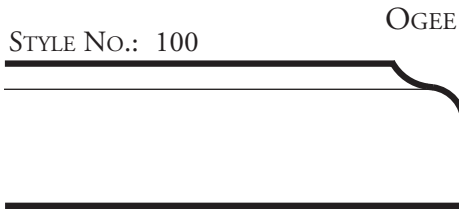

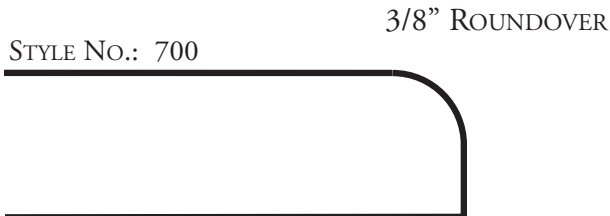
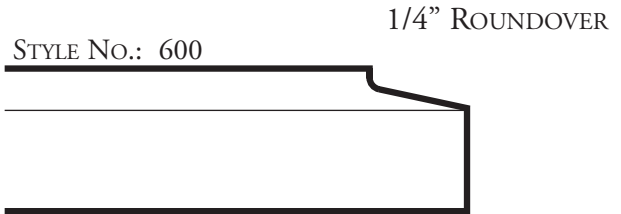

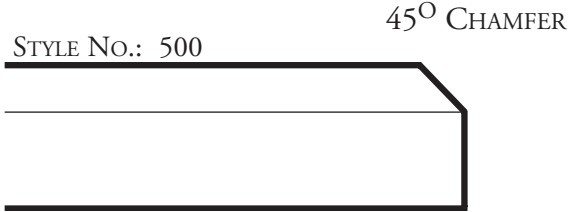
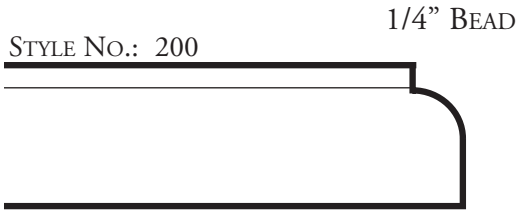


STYLE No.: 950



STYLE No.: 950

**DOOR EDGE DETAIL**



*OPTIONAL DOOR LIP*



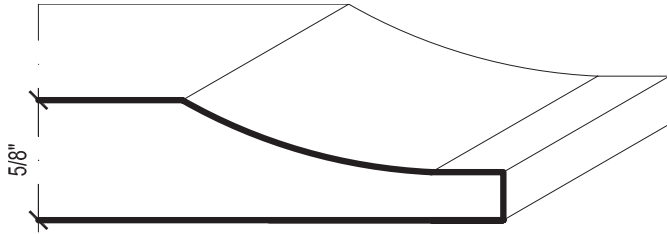
STYLE No.: 038

*NOTE: THIS OPTION IS  
AVAILABLE ON MOST DOORS*




**DOOR PANELS**

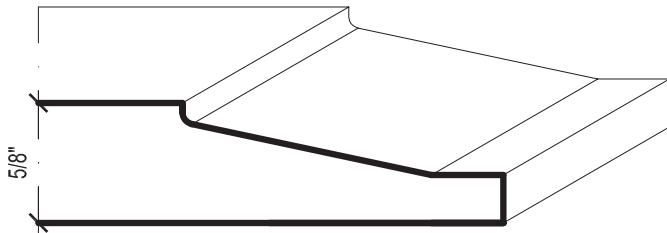
STYLE NO.: 100



STYLE NO.: 400



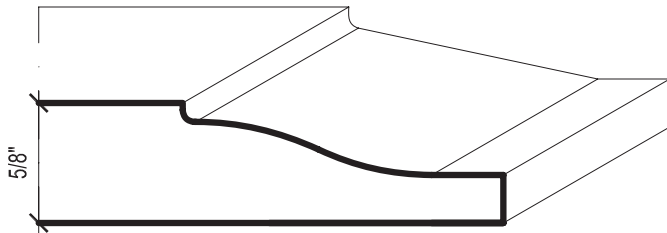
STYLE NO.: 200



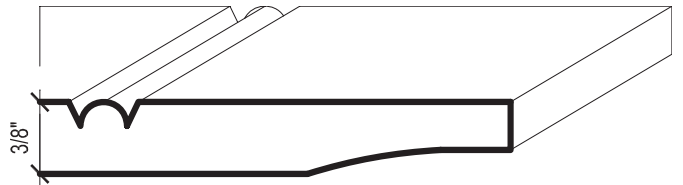
STYLE NO.: 500



STYLE NO.: 300



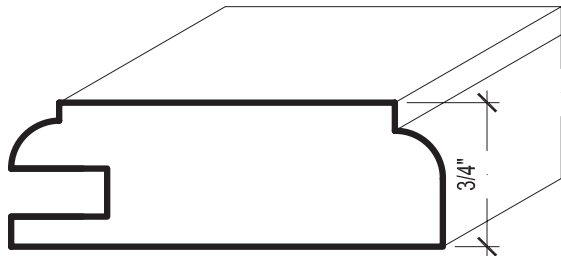
STYLE NO.: 600



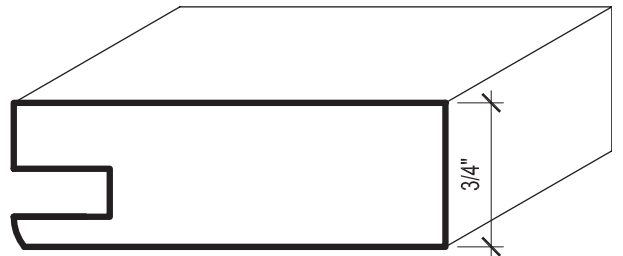
SCALE 1:1

**STYLE & RAIL PROFILES**

STYLE NO.: 001



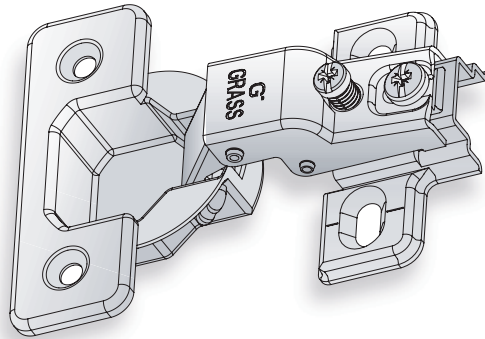
STYLE NO.: 002



**CONCEALED HINGES**

Please specify bore type. Our normal bore consists of a 35mm hole bored at 5" on center from the end of the door to the center of bore, with two 8mm holes for Grass® teflon inserts.

If you are not using Grass® hinges, please specify "large hole ONLY" for 35mm hole only without insert holes.



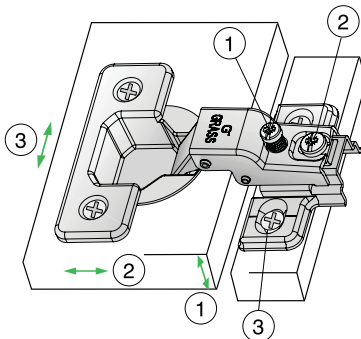
**Hinge Adjustments**

- ? Side Adjustment ....+/-2mm
- ? Depth Adjustment ....+2mm
- ? Height Adjustment +/-2mm

Note: Use a POZIdrive screwdriver for hinge adjustment.

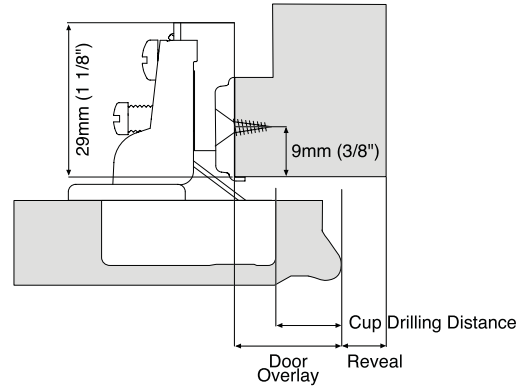
Fastening Screws:  
#6 x 5/8" FHP,  
#6 x 1/2" FHP

Baseplate Screws:  
#6 x 5/8" FHP,  
#6 x 3/4" FHP



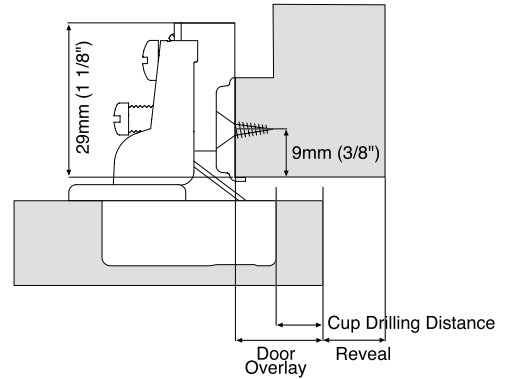
**1/2" Overlay (Achievable on profile door)**

Maximum Door Overlay: 15mm (9/16") using all available side adjustment.



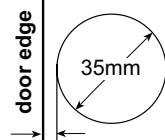
**11/16" Overlay**

Maximum Door Overlay: 19mm (3/4") using all available side adjustment.



**Cup Drilling**

Cup Drilling Depth:  
11.5mm (29/64")  
Cup Drilling Distance:  
3.0mm (1/8") to 7.0mm  
(9/32")



**ORDER FORM**

**CUSTOMER INFORMATION**

DATE: \_\_\_ / \_\_\_ / \_\_\_

Customer No. : \_\_\_\_\_

ORDER  QUOTE

Company Name: \_\_\_\_\_

Ship To: \_\_\_\_\_

Mailing Address: \_\_\_\_\_

Street Address: \_\_\_\_\_

City, State, Zip: \_\_\_\_\_

City, State, Zip: \_\_\_\_\_

Contact: \_\_\_\_\_

Shipping Instructions: Motor Freight  UPS

Phone: \_\_\_\_\_

\_\_\_\_\_ exp. \_\_\_ / \_\_\_

*Payment Info:* mastercard / visa

Purchase Order

Job Number

**Hinges:**  
yes  no

**DOORS & DRAWER FRONTS**

Wood Type: \_\_\_\_\_

Comments: \_\_\_\_\_

Qty.	Width	Height	Hinge LT / RT	Style	Notes
1				_____ . _____ . _____ . _____	
2				_____ . _____ . _____ . _____	
3				_____ . _____ . _____ . _____	
4				_____ . _____ . _____ . _____	
5				_____ . _____ . _____ . _____	
6				_____ . _____ . _____ . _____	
7				_____ . _____ . _____ . _____	
8				_____ . _____ . _____ . _____	
9				_____ . _____ . _____ . _____	
10				_____ . _____ . _____ . _____	

**important** - please indicate the number of pages submitted —————> **ORDER PAGE:** \_\_\_\_\_ of \_\_\_\_\_

**DOORS & DRAWER FRONTS**

Customer No. : \_\_\_\_\_

Company Name: \_\_\_\_\_

Qty.	Width	Height	Hinge LT / RT	Style	Notes
11				____ . ____ . ____ . ____	
12				____ . ____ . ____ . ____	
13				____ . ____ . ____ . ____	
14				____ . ____ . ____ . ____	
15				____ . ____ . ____ . ____	
16				____ . ____ . ____ . ____	
17				____ . ____ . ____ . ____	
18				____ . ____ . ____ . ____	
19				____ . ____ . ____ . ____	
20				____ . ____ . ____ . ____	
21				____ . ____ . ____ . ____	
22				____ . ____ . ____ . ____	
23				____ . ____ . ____ . ____	
24				____ . ____ . ____ . ____	
25				____ . ____ . ____ . ____	
26				____ . ____ . ____ . ____	
27				____ . ____ . ____ . ____	
28				____ . ____ . ____ . ____	
29				____ . ____ . ____ . ____	
30				____ . ____ . ____ . ____	
31				____ . ____ . ____ . ____	
32				____ . ____ . ____ . ____	

**important** - please indicate the number of pages submitted  **ORDER PAGE:** \_\_\_\_ of \_\_\_\_

NOTES

A large grid of dotted lines for taking notes, consisting of approximately 30 columns and 40 rows.

**NOTES**

A large grid of dotted lines for taking notes, consisting of approximately 30 columns and 40 rows.

Q. Do I have to be a business to order ?

A. No. - MCW welcomes orders from businesses as well as individuals.

Q. Can I order one door ?

A. Yes, we gladly welcome one door orders.

Q. What is the warranty on your products ?

A. MCW warrants its products free from defects at the time of shipment.

The nature of wood does allow for minimal amounts of natural wood characteristics to show. Natural wood products must expand and contract so products are engineered to allow for proper movement. MCW is not liable for any damage due to improper handling or cleaning or if the product has been stored for an extended period of time without being properly sealed and top coated.

MCW is not responsible for defects the could have been prevented by the customer, such as improper surface preparation of a product that is to be finished. This warranty covers replacement of the product and shipping cost to and from MCW. This warranty does not cover installation, removal, labor, travel time or any related products used with our products. This warranty is valid ONE YEAR from the date of shipment. MCW warrants the outside dimensions of its products to be within a size tolerance of + or - 1/16". MCW products will have an allowable warpage tolerance. This tolerance will vary dependant on the products width and height, but should remain within 1/8" to 1/4" inch. Doors over 22" wide carry no warranty.

Q. What is the maximum size door I can order ?

A. Generally you can order a door any size. A door over 22" wide or 60" tall will be considered a wainscot panel and also considered custom work. Doors of large sizes may carry no warranty. Due to size some products will need to be shipped unassembled.

Q. What does "custom work" consist of ?


A. Custom work is any millwork need outside of the standard procedures.

All custom work will require a verbal and/or written quote. All custom work will require prepayment.

Q. How will my doors be shipped and what will it cost ?

A. All products will be shipped parcel or common carrier. Cost will depend on the quantity, size and weight of your order.

# M A R T I N



## WOOD PRODUCTS

### CALL US ABOUT OTHER PRODUCTS

[www.mcwcustomdoors.com](http://www.mcwcustomdoors.com)

**M . C . W . C u s t o m D o o r s**

division of Martin Wood Products, Inc.

680 Bald Hill Loop - Madison, North Carolidivision of Martin Wood Products, Inc.